

ONSITE+

Step Tip Step Cutter

Best Practice Guidelines

The Alpha Onsite+ Step Tip Step Cutter is part of Alpha's Onsite+ range, designed specifically to perform with maximum efficiency so you can save time onsite and knock off early.

The Onsite+ Step Tip Step Cutters are available in the following sizes:

- 4.0 - 12.0mm
- 3.3 - 10.2mm (M4 - M12)
- 8.0 - 20.0mm
- 9.0 - 19.0mm

Our Patented stepped tip design eliminates pre-drilling and produces perfectly centered, clean cut and burr-free holes.

Each cutter is coated with AlCrN coated for extreme temperature resistance and long service life.

Instructions

- Always apply lubricant before drilling
- Make sure you drill straight continuously
- Apply recommended RPM & pressure
- Step Cutter is designed to do all of the work - do not add extra pressure mid-drill
- During drilling focus on the total length of the stepped bit to avoid damaging the bit &/or equipment

Always use the appropriate lubricant when drilling to ensure product efficiency and longevity. Consistently applying lubricant will protect bit against heat and friction and provide excellent surface finish.

Always wear Personal Protective Equipment (PPE) when using power tool accessories. Bits can become very hot with continuous usage.

Scan QR Code for more product information, videos and testing data



For product warranty information and Alpha Tool's policies, please visit www.alphatools.com.au/warranty-policy/

ALUMINIUM 1.0 - 10.0mm

CORDLESS DRILL/DRIVER

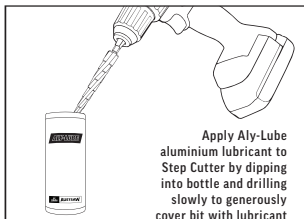
Guide applicable to Step Tip Step Cutter:

4.0 - 12.0mm

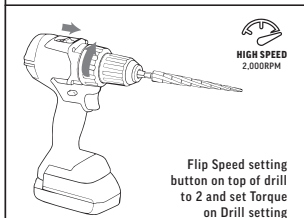
3.3 - 10.2mm (M4 - M12)

8.0 - 20.0mm

9.0 - 19.0mm

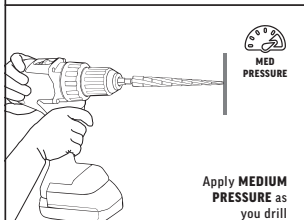


Apply Aly-Lube aluminium lubricant to Step Cutter by dipping into bottle and drilling slowly to generously cover bit with lubricant



HIGH SPEED
2,000RPM

Flip Speed setting button on top of drill to 2 and set Torque on Drill setting



MED
PRESSURE

Apply MEDIUM PRESSURE as you drill

SPEED / TORQUE

SPEED

PRESSURE

High Speed / Med Feed

2000rpm

Med